

set 18 Workbook Answer Key

Book 1 Where Are You Going?

p.1

Where Are You Going?

1 Listen and repeat.



den



barn



raccoon



mountain



drum



farm

2 Listen and trace.

farm

mom

drum

room

swan

barn

dragon

raccoon

den


SET 18 BOOK 1 1

p.2

3 Circle the correct word.



balloon
barn
swan



drum
garden
raccoon



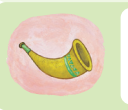
mountain
dragon
room



swan
barn
dragon



dragon
drum
mountain



horn
room
raccoon

4 Look and circle the word.



dragon raccoon



barn swan



drum mountain

2 Jack and Jill's Phonics Readers WORKBOOK

p.3

Where Are You Going?

5 look and match.



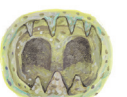
mom



horn



classroom



dragon



den



mountain

SET 18 BOOK 1 3

p.4

6 Write the missing letter.



swa_n



mo_m



classroo_m



dru_m



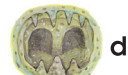
hor_n



drago_n



raccoo_n



de_n



mountai_n



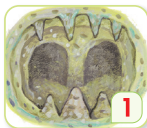
far_m

4 Jack and Jill's Phonics Readers WORKBOOK

p.5

Where Are You Going?

7 Listen and write the numbers. 🎧



8 Find and circle.

CORN HORN FARLLAPMGAREN BALLOON

SET © BOOK 1 5

p.6

9 Listen, repeat, and trace. 🎧

drum raccoon mom

home den mountain

farm garden horn

10 Listen and circle. 🎧



6 Jack and Jill's Phonics Readers WORKBOOK

p.7

Where Are You Going?

11 Look and unscramble the word.



12 Match and write.



balloon

balloon

classroom

classroom

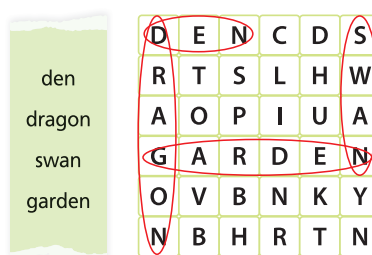
farm

farm

SET © BOOK 1 7

p.8

13 Find and circle.



14 Listen and repeat. Then complete the sentences. 🎧




I'm going to the
mountain.

I can play
with a swan.

8 Jack and Jill's Phonics Readers WORKBOOK

15 Find and match.



16 Listen and repeat. Then circle the letters 'n, m.'



1

I can play the drum.



2

I can fly a balloon.

Meet the Sight words!

1 Listen, repeat, and trace.

to where can play draw see

to to

where where

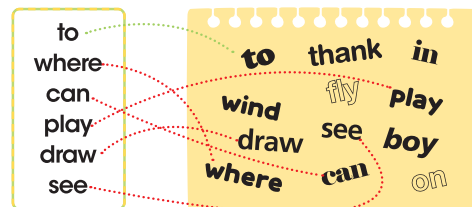
can can

play play

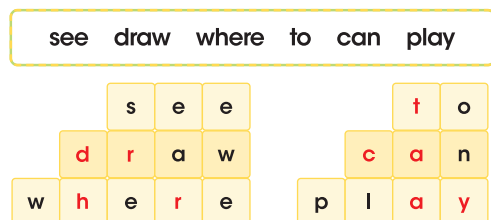
draw draw

see see

2 Find and match.



3 Fill in the missing letters.



4 Find and circle the word in the sentence.

to
where
can
play

I'm going to the garden where I can play with a broomstick.

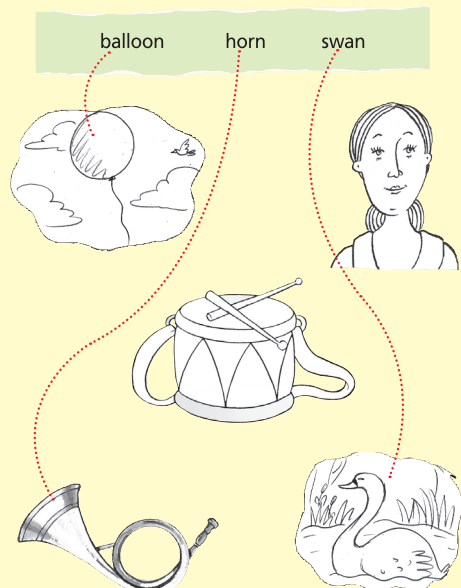


I'm going to the den where I can play the drum.



Activity

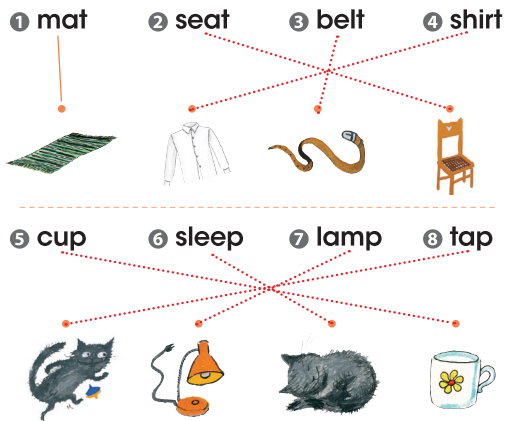
Find and color.



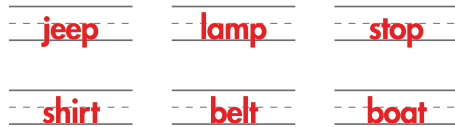
p.13

A Place for the Cat

1 Listen and match.



2 Listen and trace.



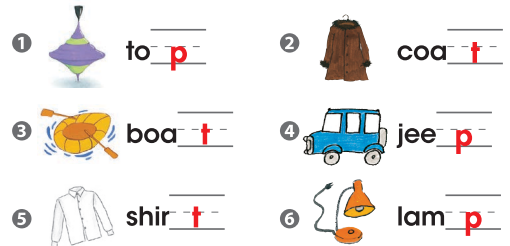
SET © BOOK2 13

p.14

3 Circle the correct word.



4 Listen and write the missing letter.




14 Jack and Jill's Phonics Readers WORKBOOK

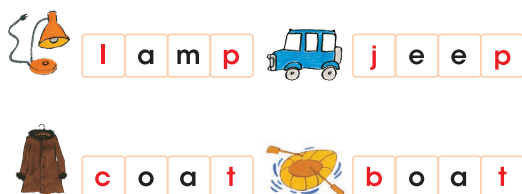
p.15

A Place for the Cat

5 Look and circle the word.



6 Write the beginning and ending letters.



SET © BOOK2 15

p.16

7 Listen and circle.



8 Listen, repeat, and trace.



16 Jack and Jill's Phonics Readers WORKBOOK

9 Look and write the word.



1 cap

cap

2 boat

boat



3 lamp

lamp

4 coat

coat

SET © BOOK 2 17

10 Listen and write the numbers.



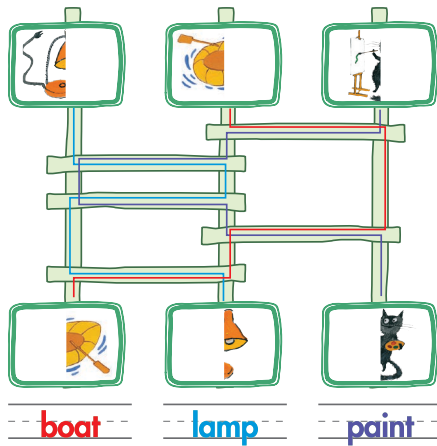
11 Find and circle.

sleep paint lamp cup seat

a	k	x	e	o	p
s	l	e	e	p	a
e	f	c	u	p	i
a	e	y	h	b	n
t	l	a	m	p	t

18 Jack and Jill's Phonics Readers WORKBOOK

12 Trace the path to the word.



13 Look and unscramble the word.




blet → belt



eelps → sleep

SET © BOOK 2 19

14 Connect the picture to the final letter of the word.



20 Jack and Jill's Phonics Readers WORKBOOK

15 Listen and repeat. Then complete the sentences.



- 1 Don't stomp on my cup!
- 2 Don't paint my jeep!
- 3 Good night!

SET © BOOK2 21

Meet the Sight words!

1 Listen, repeat, and trace.

my stop go back good night

my my stop stop

go go back back

good good night night

2 Find and match.



22 Jack and Jill's Phonics Readers WORKBOOK

3 Fill in the missing letters.

go back night my stop good



4 Find and circle the word in the sentence.

stop my **Stop!** Don't tap my top!



go back **Go back** to your seat!

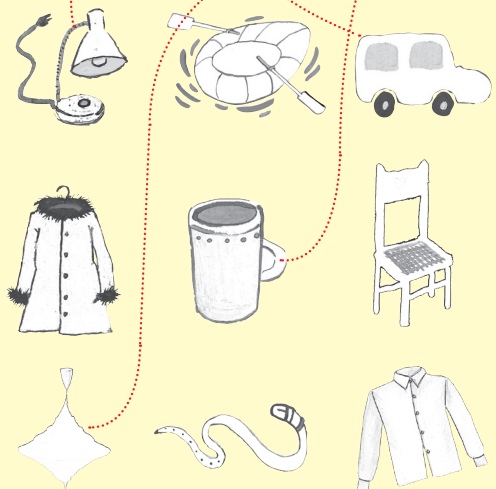


SET © BOOK2 23

Activity

Find and color.

lamp jeep top cup



24 Jack and Jill's Phonics Readers WORKBOOK